

Supplementary Information

Table S1 Study sites geographic location and climatic data collected from the meteo stations installed by LARI

Village Name	Location	Latitude (N)	Longitude (E)	Altitude (m a.s.l)	Temperature min-max (°C)	Annual mean Temperature (°C)	SD (±)	Annual mean rainfall (mm)	SD (±)
Bchaaleh	North Lebanon	34°12'06"	35°49'23"	1300	4-23	14	6.81	1631	110.17
Kawkaba	South Lebanon	33°23'85"	35°38'58"	672	7-27	17	6.76	1311	295.29

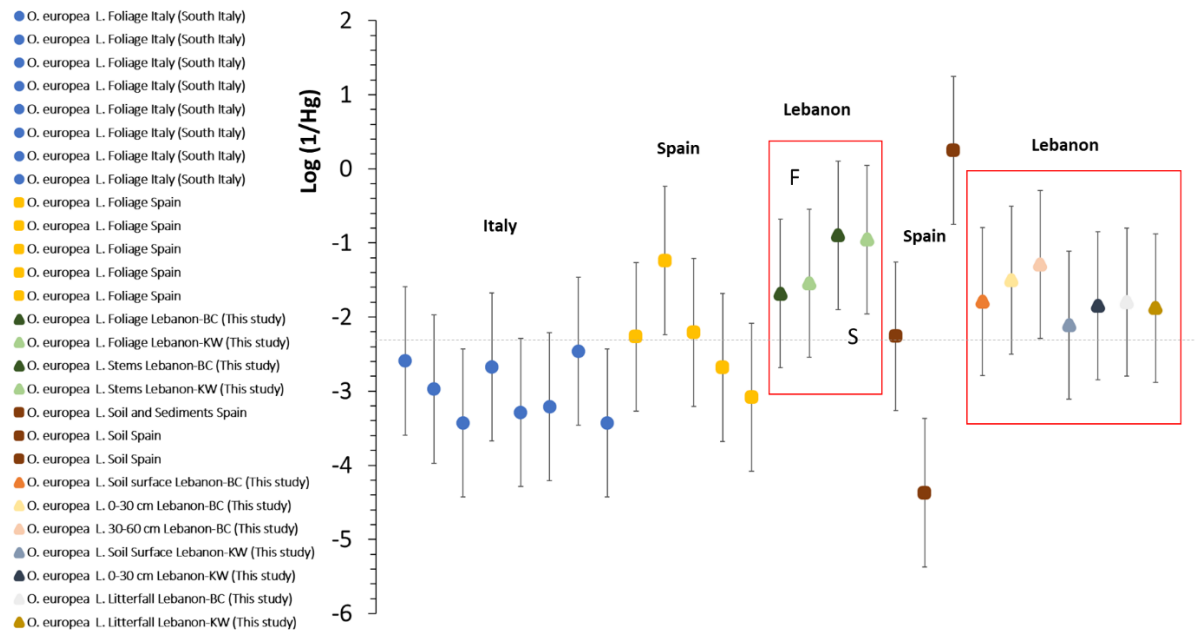
Table S2 Detailed synthesis of the Hg concentration values in different studies

Table S2 in an Excel Format

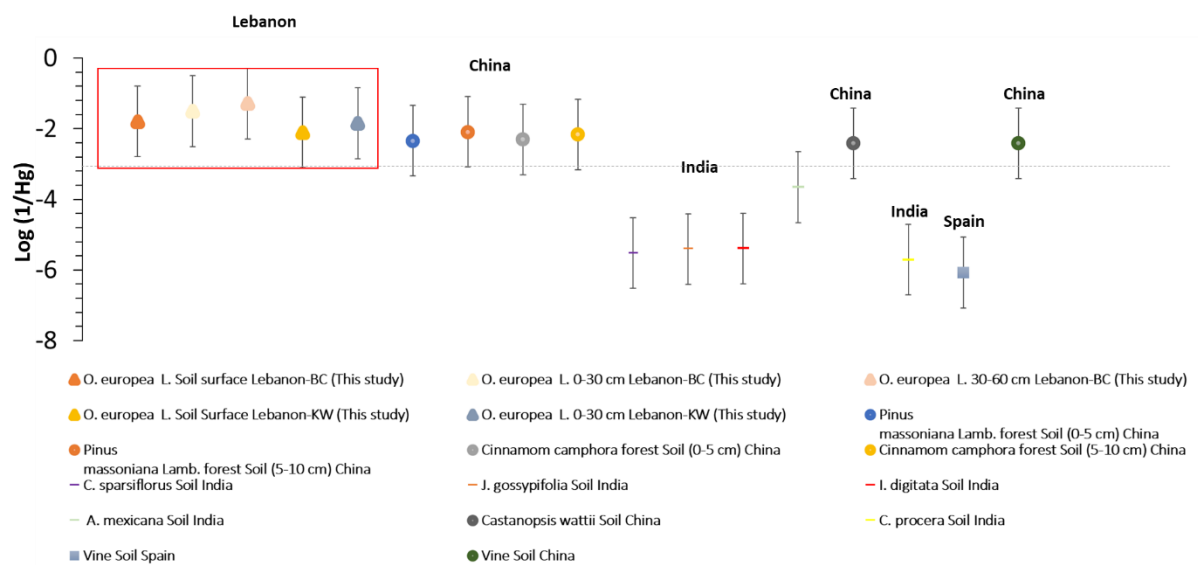


Fig. S1 Map of BC site and sampled tree locations. Upper terrace plot 2292 are under the endowment of the church. While Lower terrace plot 549 and 547 are a private property

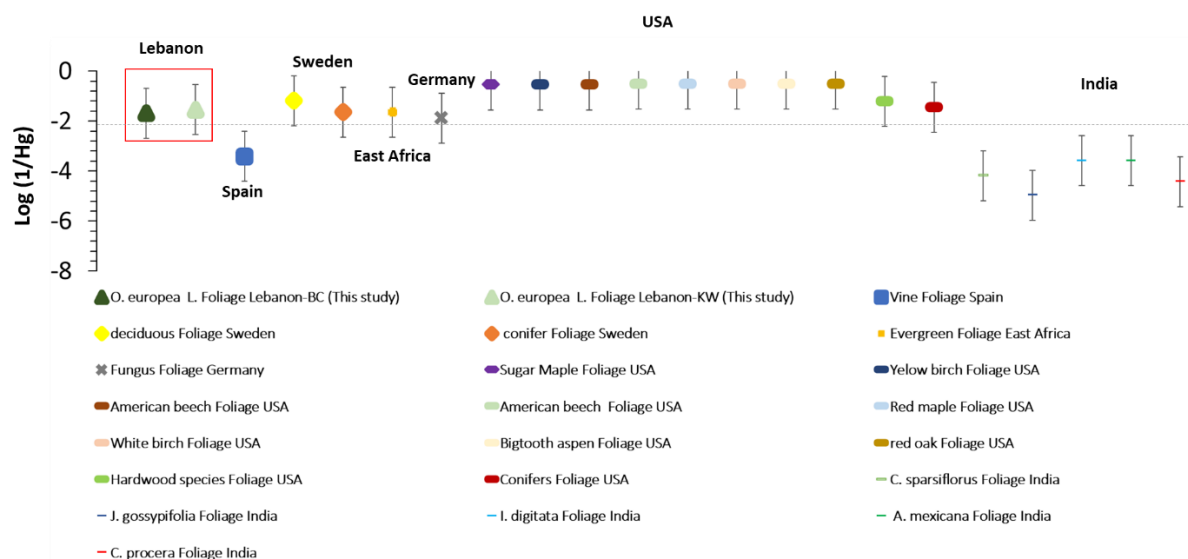
a



b



c



d

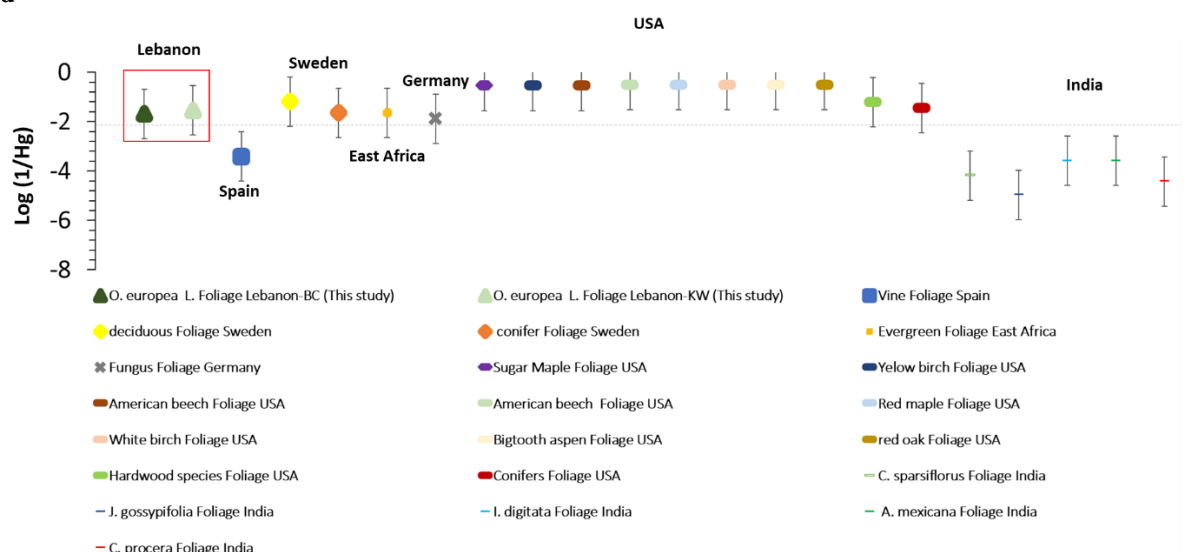


Fig. S2 Synthesis of Hg concentration for a) the Olive grove of the Mediterranean basin including foliage, stems, litter and soil. Our sites are indicated in red; b) the foliage of different species around the world; c) soil studies in different countries and d) litter, roots and stems of different species and countries. All the references are listed in Table S3. The gray dashed lines referrer to the threshold limit above which soil and plants are not contaminated

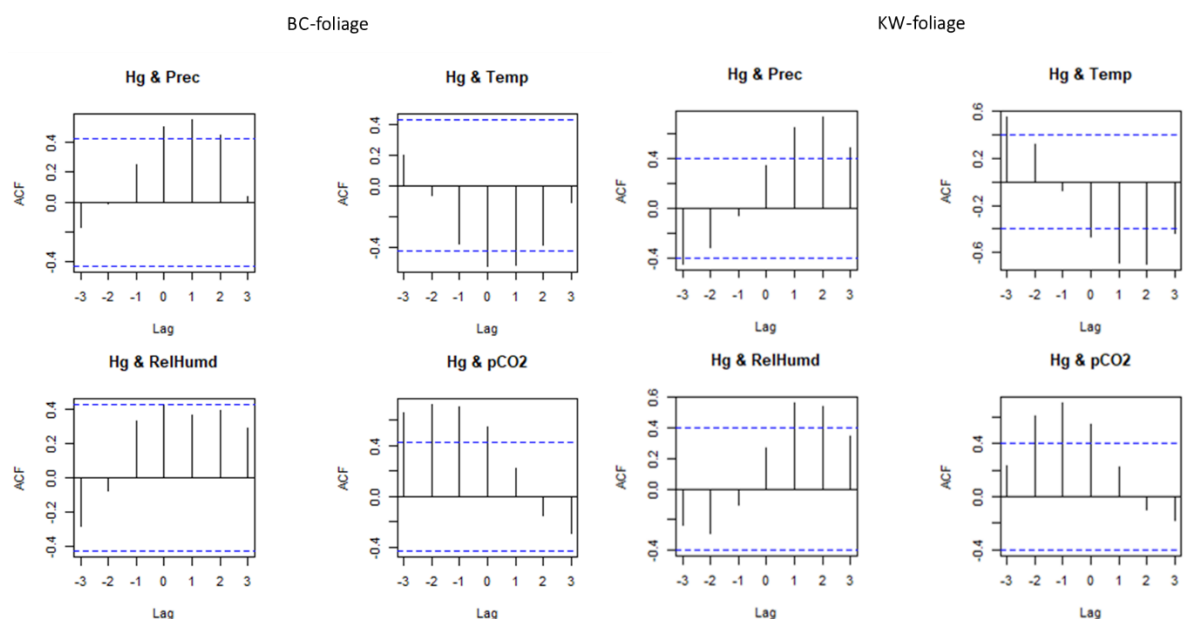


Fig. S3 Time lag test (R, Cross correlation) between the dependent variable (Hg) and the independent climatic variables in the foliage of BC and KW

References for Supplementary Information

- Amorós JA, Esbrí JM, García-Navarro FJ, Pérez-de-los-Reyes C, Bravo S, Villaseñor B, Higuera P (2014) Variations in mercury and other trace elements contents in soil and in vine leaves from the Almadén Hg-mining district. *Journal of Soils and Sediments*, 14(4), 773–777. <https://doi.org/10.1007/s11368-013-0783-2>
- Bargagli R (1995) The elemental composition of vegetation and the possible incidence of soil contamination of samples. *Science of The Total Environment*, 176(1–3), 121–128. [https://doi.org/10.1016/0048-9697\(95\)04838-3](https://doi.org/10.1016/0048-9697(95)04838-3)
- Esbrí JM, López-Berdonces MA, Fernández-Calderón, S, Higuera P, Díez S (2015) Atmospheric mercury pollution around a chlor-alkali plant in Flix (NE Spain): An integrated analysis. *Environmental Science and Pollution Research*, 22(7), 4842–4850. <https://doi.org/10.1007/s11356-014-3305-x>
- Fische RG, Rapsomanikis S, Andrae MO, Baldi F (1995) Bioaccumulation of methylmercury and transformation of inorganic mercury by macrofungi. *Environmental Science & Technology* 29(4), 993–999. <https://doi.org/10.1021/es00004a020>
- Guarino F, Improta G, Triassi M, Castiglione S, Cicatelli A (2021) Air quality biomonitoring through *Olea europaea* L.: The study case of “Land of pyres.” *Chemosphere* 282, 131052. <https://doi.org/10.1016/j.chemosphere.2021.131052>
- Higuera P, Amorós JA, Esbrí JM, García-Navarro FJ, Pérez de los Reyes C, Moreno G (2012) Time and space variations in mercury and other trace element contents in olive tree leaves from the Almadén Hg-mining district. *Journal of Geochemical Exploration* 123, 143–151. <https://doi.org/10.1016/j.gexplo.2012.04.012>
- Higuera P, Amorós, JÁ, Esbrí JM, Pérez-de-los-Reyes C, López-Berdonces MA, García-Navarro FJ (2016) Mercury transfer from soil to olive trees. A comparison of three different contaminated sites. *Environmental Science and Pollution Research* 23(7), 6055–6061. <https://doi.org/10.1007/s11356-015-4357-2>
- Kabata-Pendias A and Pendias H (2000) Trace elements in soils and plants (3rd ed) CRC Press
- Llanos W, Kocman D, Higuera P, Horvat M (2011) Mercury emission and dispersion models from soils contaminated by cinnabar mining and metallurgy. *Journal of Environmental Monitoring* 13(12), 3460. <https://doi.org/10.1039/c1em10694e>
- Naharro R, Esbrí J, Amorós J, Higuera P (2018) Atmospheric mercury uptake and desorption from olive-tree leaves. 20(EGU2018-2982,2018), 2
- Pleijel H, Klingberg J, Nerentorp M, Broberg MC, Nyirambangutse B, Munthe J, Wallin G (2021) Mercury accumulation in leaves of different plant types – the significance of tissue age and specific leaf area [Preprint]. *Biogeochemistry: Air - Land Exchange*. <https://doi.org/10.5194/bg-2021-117>
- Rea AW, Lindberg SE, Scherbatskoy T, Keeler GJ (2002) Mercury accumulation in foliage over time in two Northern mixed-hardwood forests. *Water, Air, and Soil Pollution* 133(1), 49–67

- Senesil GS, Baldassarre G, Senesi N, Radina B (1999) Trace element inputs into soils by anthropogenic activities and implications for human health. *Chemosphere* 39(2), 343–377. [https://doi.org/10.1016/S0045-6535\(99\)00115-0](https://doi.org/10.1016/S0045-6535(99)00115-0)
- Shaw BP and Panigrahi AK (1986) Uptake and tissue distribution of mercury in some plant species collected from a contaminated area in India: Its ecological implications. *Archives of Environmental Contamination and Toxicology* 15(4), 439–446. <https://doi.org/10.1007/BF01066412>
- Teixeira DC, Lacerda LD, Silva-Filho EV (2017) Mercury sequestration by rainforests: The influence of microclimate and different successional stages. *Chemosphere*, 168:1186–1193. <https://doi.org/10.1016/j.chemosphere.2016.10.081>
- Wang X, Li CJ, Lu Z, Zhang H, Zhang Y, Feng X (2016) Enhanced accumulation and storage of mercury on subtropical evergreen forest floor: Implications on mercury budget in global forest ecosystems: Hg storage on subtropical forest floor. *Journal of Geophysical Research: Biogeosciences* 121: 2096–2109. <https://doi.org/10.1002/2016JG003446>
- Yang Y, Yanai RD, Driscoll CT, Montesdeoca M, Smith KT (2018) Concentrations and content of mercury in bark, wood, and leaves in hardwoods and conifers in four forested sites in the Northeastern USA. *PLOS ONE* 13(4): e0196293. <https://doi.org/10.1371/journal.pone.0196293>